

Plenitude

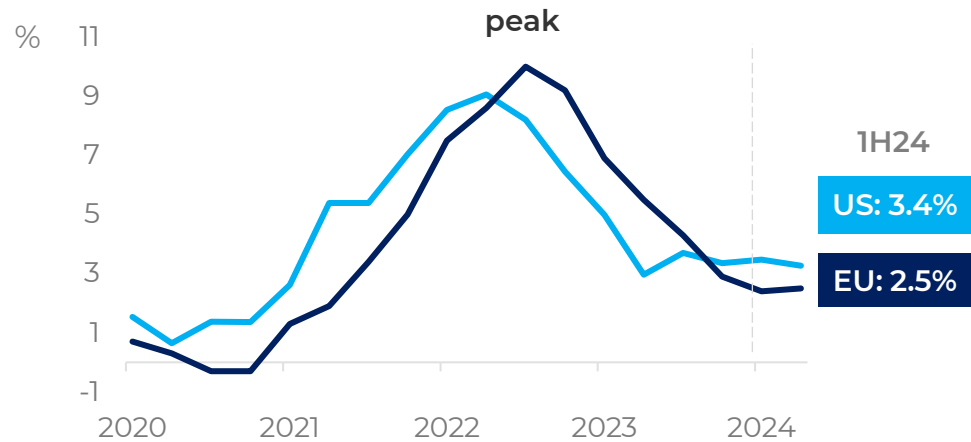
1H 2024 results overview



26TH JULY 2024

MARKET ENVIRONMENT

INFLATION – US & EU



Data source: national statistical institutes

INTEREST RATES – US & EU



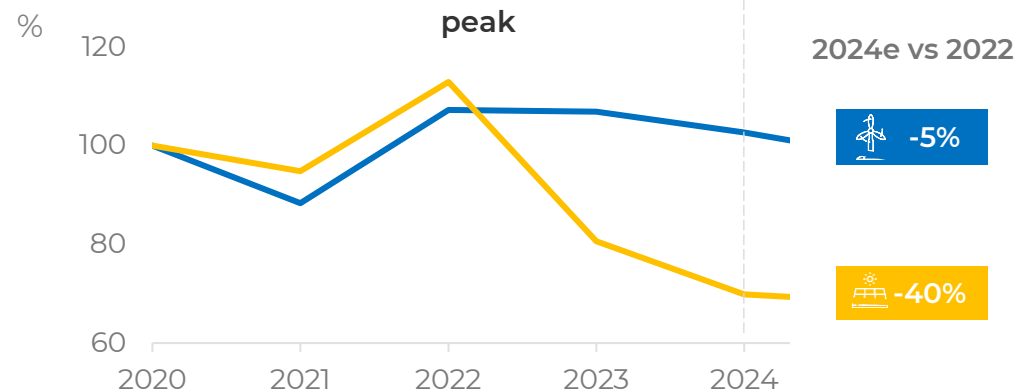
-25 bps in June 2024
next cut expected in 2H24



first cut expected
in 2H24

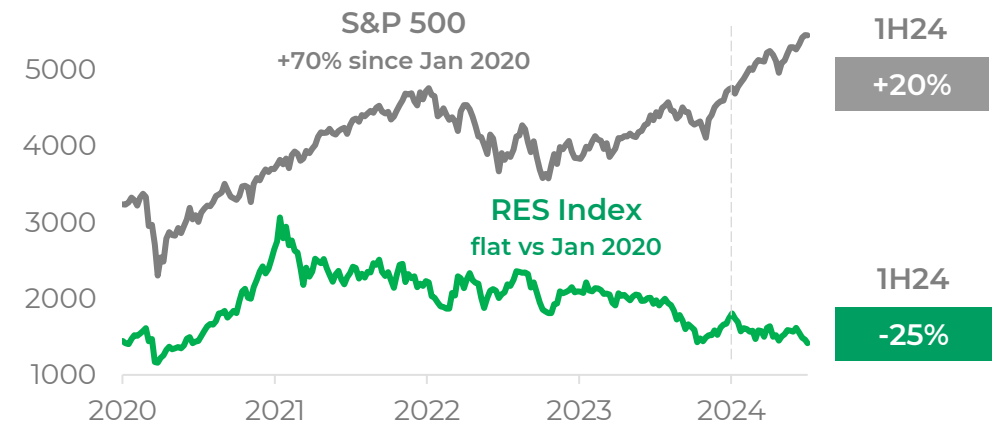
Based on majority of market consensus

LCOE – SOLAR & WIND



Based on leading consultants estimates

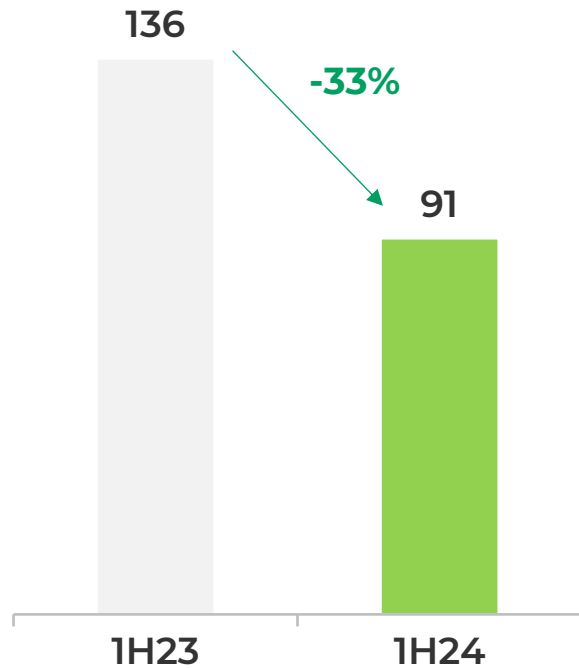
FINANCIAL MARKETS



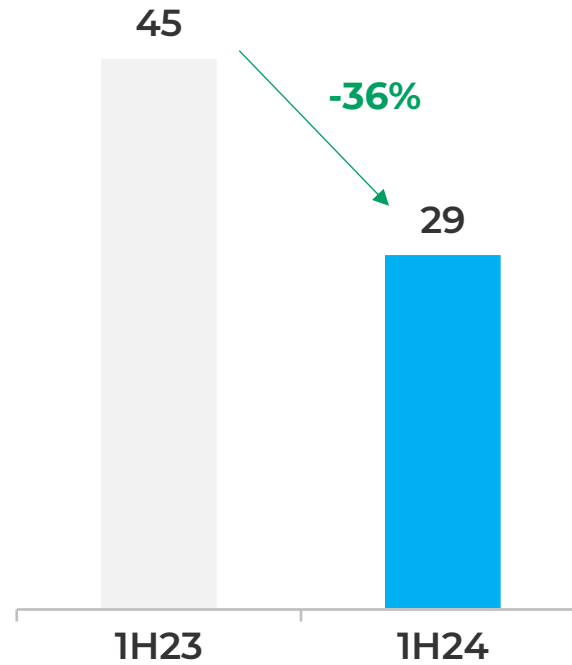
RES index: ERIXP - European Renewable Energy Price Index

SCENARIO – KEY VARIABLES

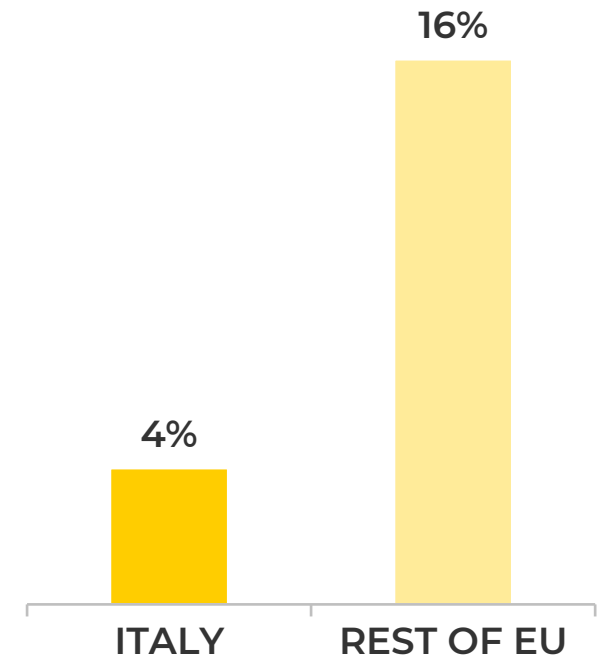
POWER (PUN-ITALY) | €/MWh



GAS (TTF) | €/MWh

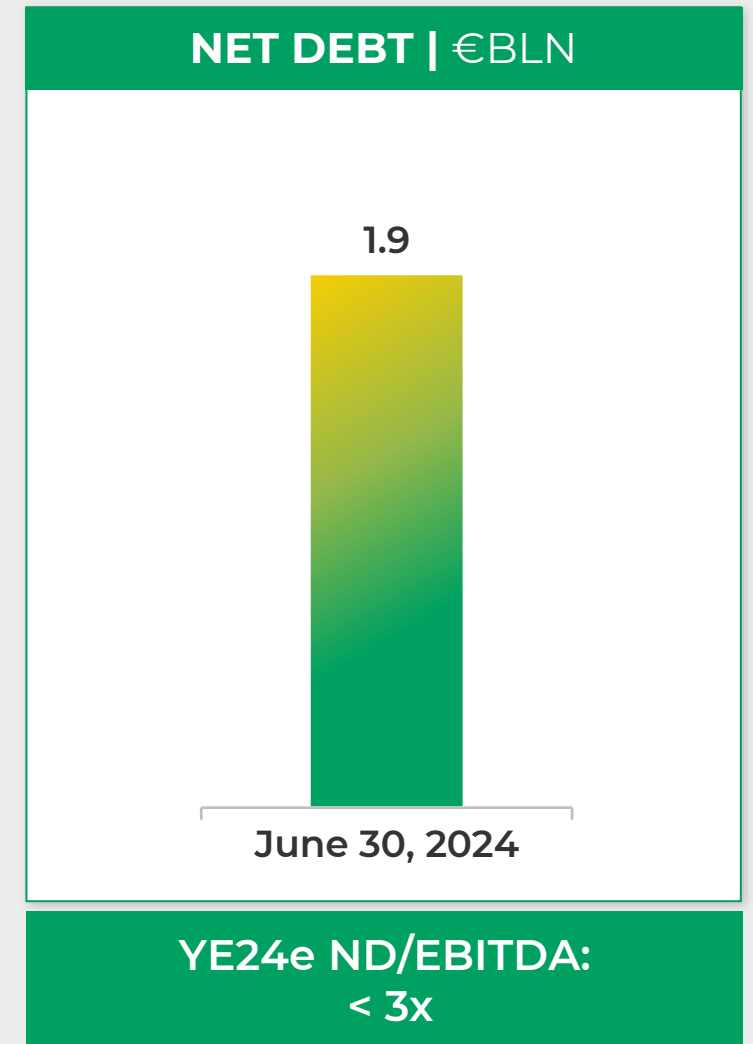
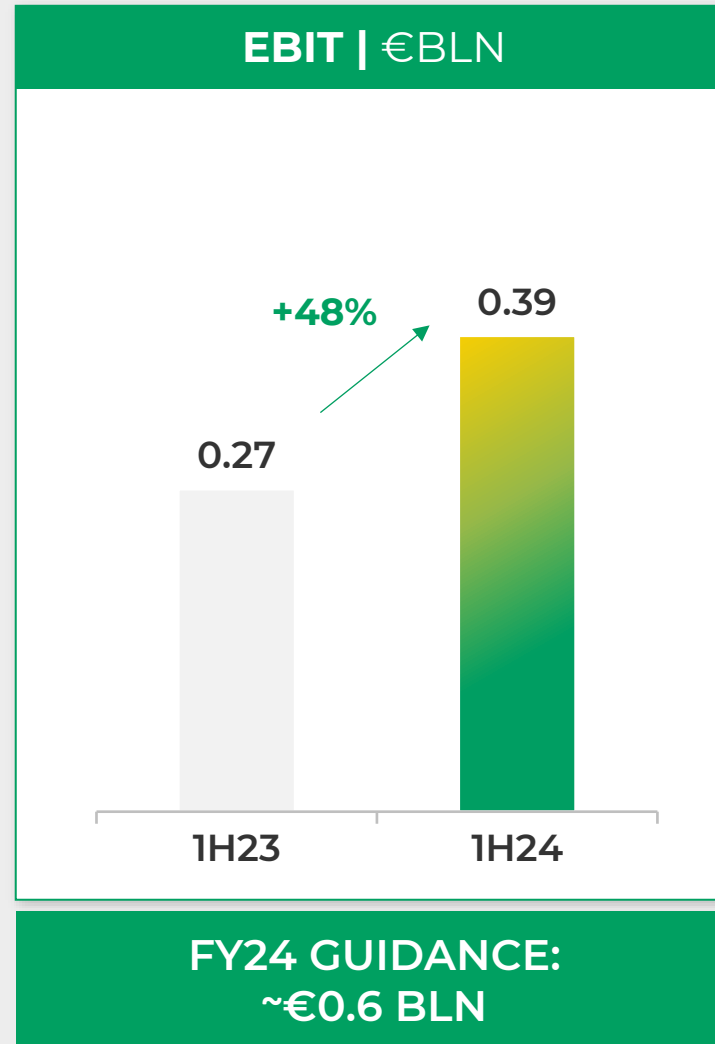
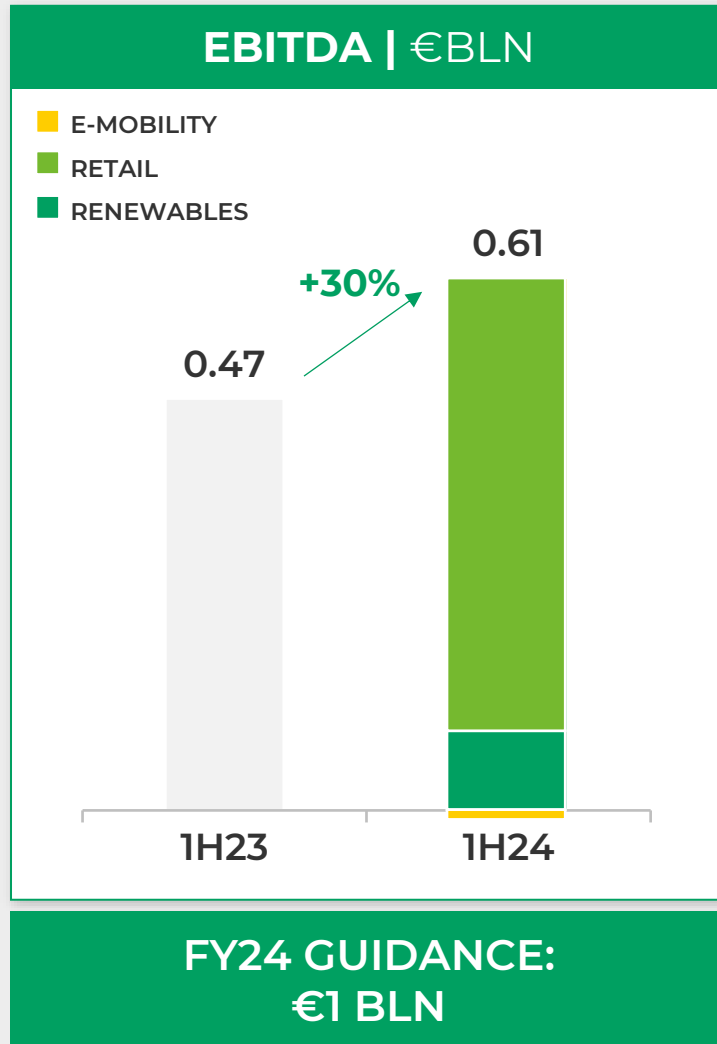


BEV | % ON SALES (1H24)



Based on leading agencies data

KEY FINANCIALS



RENEWABLES

KEY HIGHLIGHTS

1H24 EBITDA: +15% YoY production almost compensated lower scenario


1H24 NEW CAPACITY: installed ca 80 MW, in Italy and UK (Dogger Bank)

MAIN CAPACITY IN EXECUTION

 **Spain:** 1.3 GW (7 projects)

 **UK:** 440 MW (Dogger Bank)

 **USA:** 200 MW (1 storage)

 **Greece:** 160 MW (2 projects)

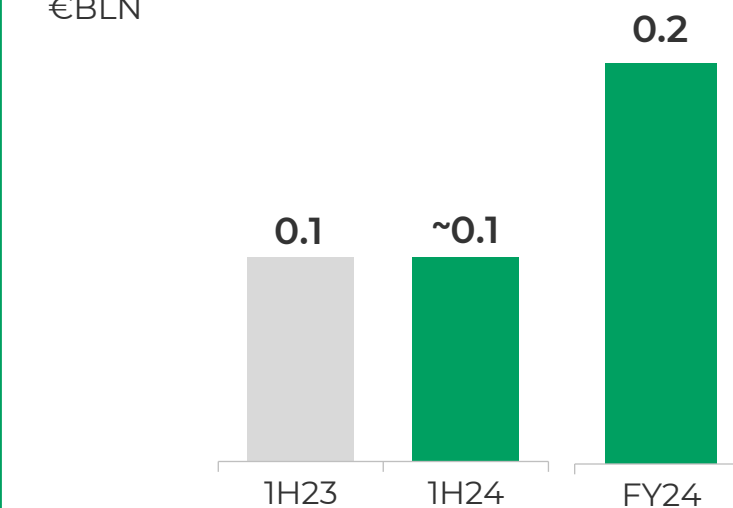
>21 GW PIPELINE

>2 GW IN EXECUTION @30 June 24

2024 HSE: zero injuries

EBITDA

€BLN



GW INSTALLED	2.5	3.1	4.0
---------------------	-----	-----	-----

TWh PRODUCTION	2.0	2.3	>5
-----------------------	-----	-----	----



Borgia, Calabria (39 MW)

RETAIL

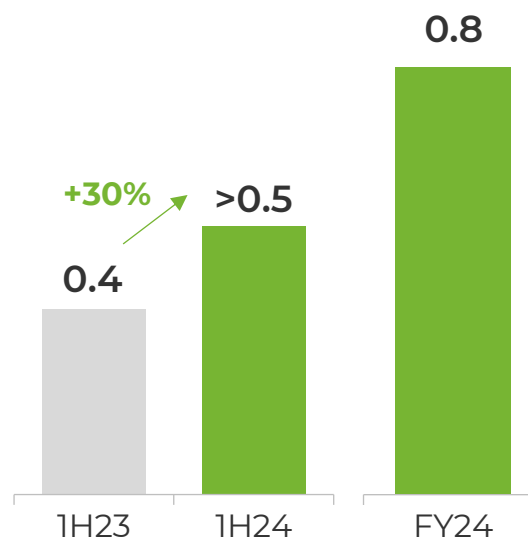
KEY HIGHLIGHTS

- **Italy:** liberalization dynamics, mitigated through customer base management
- **Rest of Europe:** performance improvement in international markets
- **Energy solutions:** ~20% of 1H24 EBITDA.

GROWING AND RESILIENT

EBITDA

€BLN



MLN
CUSTOMERS

Period	MLN CUSTOMERS
1H23	10
1H24	10
FY24	10



E-MOBILITY

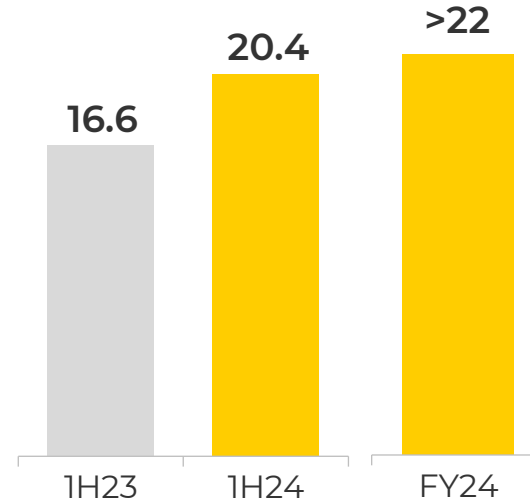
KEY HIGHLIGHTS

- **Installed fast CPs @1H24:** >3k
- **1H24 DC utilization rate:** 30 mins reflecting EV penetration in Italy
- **BEV incentives** introduced in Italy
- **New partnerships** in Italy, France, Germany, Slovenia and Switzerland

14 GWh POWER SOLD IN 1H24
+30% vs 1H23

CHARGING POINTS

**k CPs
INSTALLED**



**% CPs
IN OPERATION**

Period	% CPs IN OPERATION
1H23	60%
1H24	~70%
FY24	>70%



NEXT MONTHS



RETAIL

- **Italy:** active customer base management with focus on value
- Growing performance improvement in **international markets**



RENEWABLES

- Focus on delivering the **organic growth** projects
- Selective **M&A**



E-MOBILITY

- Growth in fast **DC in Europe**
- Improvement in **# of CPs in operation**